

For the year Jan. 1–Dec. 31, 2012, or other tax year beginning , 2012, ending , 20 See separate instructions.

Your first name and initial Last name Your social security number

If a joint return, spouse's first name and initial Last name Spouse's social security number

Home address (number and street). If you have a P.O. box, see instructions. Apt. no. Make sure the SSN(s) above and on line 6c are correct.

City, town or post office, state, and ZIP code. If you have a foreign address, also complete spaces below (see instructions). Presidential Election Campaign

Foreign country name Foreign province/state/county Foreign postal code Check here if you, or your spouse if filing jointly, want \$3 to go to this fund. Checking a box below will not change your tax or refund. You Spouse

Filing Status

- 1 Single 2 Married filing jointly (even if only one had income) 3 Married filing separately. Enter spouse's SSN above and full name here. 4 Head of household (with qualifying person). (See instructions.) If the qualifying person is a child but not your dependent, enter this child's name here. 5 Qualifying widow(er) with dependent child

Exemptions

Table with columns for dependent details: (1) First name, Last name, (2) Dependent's social security number, (3) Dependent's relationship to you, (4) if child under age 17 qualifying for child tax credit. Includes checkboxes for 'Youself', 'Spouse', and 'Total number of exemptions claimed'.

Income

Table for income reporting with lines 7 through 22. Includes categories like Wages, interest, dividends, and other income. Includes sub-rows for taxable amounts.

Adjusted Gross Income

Table for adjusted gross income reporting with lines 23 through 37. Includes categories like educator expenses, moving expenses, and student loan interest.

Tax and Credits

38 Amount from line 37 (adjusted gross income)
39a Check [] You were born before January 2, 1948, [] Blind. Total boxes checked 39a []
[] Spouse was born before January 2, 1948, [] Blind.
b If your spouse itemizes on a separate return or you were a dual-status alien, check here 39b []
40 Itemized deductions (from Schedule A) or your standard deduction (see left margin)
41 Subtract line 40 from line 38
42 Exemptions. Multiply \$3,800 by the number on line 6d.
43 Taxable income. Subtract line 42 from line 41. If line 42 is more than line 41, enter -0-
44 Tax (see instructions). Check if any from: a [] Form(s) 8814 b [] Form 4972 c [] 962 election
45 Alternative minimum tax (see instructions). Attach Form 6251
46 Add lines 44 and 45
47 Foreign tax credit. Attach Form 1116 if required
48 Credit for child and dependent care expenses. Attach Form 2441
49 Education credits from Form 8863, line 19
50 Retirement savings contributions credit. Attach Form 8880
51 Child tax credit. Attach Schedule 8812, if required.
52 Residential energy credits. Attach Form 5695
53 Other credits from Form: a [] 3800 b [] 8801 c []
54 Add lines 47 through 53. These are your total credits
55 Subtract line 54 from line 46. If line 54 is more than line 46, enter -0-

Standard Deduction for -
• People who check any box on line 39a or 39b or who can be claimed as a dependent, see instructions.
• All others:
Single or Married filing separately, \$5,950
Married filing jointly or Qualifying widow(er), \$11,900
Head of household, \$8,700

Other Taxes

56 Self-employment tax. Attach Schedule SE
57 Unreported social security and Medicare tax from Form: a [] 4137 b [] 8919
58 Additional tax on IRAs, other qualified retirement plans, etc. Attach Form 5329 if required
59a Household employment taxes from Schedule H
b First-time homebuyer credit repayment. Attach Form 5405 if required
60 Other taxes. Enter code(s) from instructions
61 Add lines 55 through 60. This is your total tax

Payments

62 Federal income tax withheld from Forms W-2 and 1099
63 2012 estimated tax payments and amount applied from 2011 return
64a Earned income credit (EIC)
b Nontaxable combat pay election 64b
65 Additional child tax credit. Attach Schedule 8812
66 American opportunity credit from Form 8863, line 8
67 Reserved
68 Amount paid with request for extension to file
69 Excess social security and tier 1 RRTA tax withheld
70 Credit for federal tax on fuels. Attach Form 4136
71 Credits from Form: a [] 2439 b [] Reserved c [] 8801 d [] 8885
72 Add lines 62, 63, 64a, and 65 through 71. These are your total payments

If you have a qualifying child, attach Schedule EIC.

Refund

73 If line 72 is more than line 61, subtract line 61 from line 72. This is the amount you overpaid
74a Amount of line 73 you want refunded to you. If Form 8888 is attached, check here
b Routing number
c Type: [] Checking [] Savings
d Account number
75 Amount of line 73 you want applied to your 2013 estimated tax

Direct deposit? See instructions.

Amount You Owe

76 Amount you owe. Subtract line 72 from line 61. For details on how to pay, see instructions
77 Estimated tax penalty (see instructions)

Third Party Designee

Do you want to allow another person to discuss this return with the IRS (see instructions)? [] Yes. Complete below. [] No
Designee's name Phone no. Personal identification number (PIN)

Sign Here

Under penalties of perjury, I declare that I have examined this return and accompanying schedules and statements, and to the best of my knowledge and belief, they are true, correct, and complete. Declaration of preparer (other than taxpayer) is based on all information of which preparer has any knowledge.

Joint return? See instructions. Keep a copy for your records.

Your signature Date Your occupation Daytime phone number
Spouse's signature. If a joint return, both must sign. Date Spouse's occupation If the IRS sent you an Identity Protection PIN, enter it here (see inst.)

Paid Preparer Use Only

Print/Type preparer's name Preparer's signature Date Check [] if self-employed PTIN
Firm's name Firm's EIN
Firm's address Phone no.

Substitute for Form W-2, Wage and Tax Statement, or Form 1099-R, Distributions From Pensions, Annuities, Retirement or Profit-Sharing Plans, IRAs, Insurance Contracts, etc.

▶ Attach to Form 1040, 1040A, 1040-EZ, or 1040X.

▶ Information about Form 4852 is available at www.irs.gov/form4852.

1 Name(s) shown on return
Patrick G. Malloy

2 Your social security number
[REDACTED]

3 Address
[REDACTED] Macon, GA. [REDACTED]

4 Enter year in space provided and check one box. For the tax year ending December 31, 2012,
I have been unable to obtain (or have received an incorrect) Form W-2 OR Form 1099-R.
I have notified the IRS of this fact. The amounts shown on line 7 or line 8 are my best estimates for all wages or payments made to me and tax withheld by my employer or payer named on line 5.

5 Employer's or payer's name, address, and ZIP code
[REDACTED]

6 Employer's or payer's identification number (if known)
[REDACTED]

7 Form W-2. Enter wages, tips, other compensation, and taxes withheld.

a Wages, tips, and other compensation	-0-	f State income tax withheld	9
b Social security wages	-0-	(Name of state) <u>GA</u>	
c Medicare wages and tips	-0-	g Local income tax withheld	-0-
d Social security tips	-0-	(Name of locality)	
e Federal income tax withheld	-0-	h Social security tax withheld	435
		i Medicare tax withheld	150

8 Form 1099-R. Enter distributions from pensions, annuities, retirement/profit-sharing plans, IRAs, insurance contracts, etc.

a Gross distribution		f Federal income tax withheld	
b Taxable amount		g State income tax withheld	
c Taxable amount not determined	<input type="checkbox"/>	h Local income tax withheld	
d Total distribution	<input type="checkbox"/>	i Employee contributions	
e Capital gain (included in line 8b)		j Distribution codes	

9 How did you determine the amounts on lines 7 and 8 above?
Payer listed on line 5 (above) transmitted "bad payer data" alleging to be "wages". I did not receive any "wages" (as defined by IRC section 3401 or section 3121). Amounts withheld as listed on line 7 (above) are correct.

10 Explain your efforts to obtain Form W-2, Form 1099-R, or Form W-2c, Corrected Wage and Tax Statement.
None.

General Instructions

Section references are to the Internal Revenue Code.

Future developments. The IRS has created a page on IRS.gov for information about Form 4852, at www.irs.gov/form4852. Information about any future developments affecting Form 4852 (such as legislation enacted after we release it) will be posted on that page.

Purpose of form. Form 4852 serves as a substitute for Forms W-2, W-2c, and 1099-R and is completed by you or your representatives when (a) your employer or payer does not issue you a Form W-2 or Form 1099-R or (b) an employer or payer has issued an incorrect Form W-2 or Form 1099-R. Attach this form to the back of your income tax return, before any supporting forms or schedules.

You should always attempt to get Form W-2, Form W-2c, or Form 1099-R from your employer or payer before contacting the IRS or filing Form 4852. If you do not receive the missing or corrected form from your employer or payer by February 14, you may call the IRS at 1-800-829-1040 for assistance. You must provide your name, address (including ZIP code), phone number, social security number, and dates of employment, and your employer's or payer's name, address (including ZIP code), and phone number. The IRS will contact your employer or payer and request the missing form. The IRS also will send you a Form 4852. If you do not receive the missing form in sufficient time to file your income tax return timely, you may use the Form 4852 that the IRS sent you.

If you received an incorrect Form W-2 or Form 1099-R, you should always attempt to have your employer or payer issue a corrected form before filing Form 4852.








Note. Retain a copy of Form 4852 for your records. To help protect your social security benefits, keep a copy of Form 4852 until you begin receiving social security benefits, just in case there is a question about your work record and/or earnings in a particular year. After September 30 following the date shown on line 4, you may use a my Social Security online account to verify wages reported by your employers. Please visit www.ssa.gov/myaccount. Or, you may contact your local SSA office to verify wages reported by your employer.

Will I need to amend my return? If you receive a Form W-2, Form W-2c, or Form 1099-R after your return is filed with Form 4852, and the information differs from the information reported on your return, you must amend your return by filing Form 1040X, Amended U.S. Individual Income Tax Return.

Penalties. The IRS will challenge the claims of individuals who attempt to avoid or evade their federal tax liability by using Form 4852 in a manner other than as prescribed. Potential penalties for the improper use of Form 4852 include:

- Accuracy-related penalties equal to 20 percent of the amount of taxes that should have been paid,
- Civil fraud penalties equal to 75 percent of the amount of taxes that should have been paid, and

CORRECTED (if checked)

PAYER'S name, street address, city, state, ZIP code, and telephone no. 		1 Rents \$	OMB No. 1545-0115 2012 Form 1099-MISC	Miscellaneous Income
		2 Royalties \$		
		3 Other income \$	4 Federal income tax withheld \$	
		5 Fishing boat proceeds \$	6 Medical and health care payments \$	
PAYER'S federal identification number 	RECIPIENT'S identification number 	7 Nonemployee compensation \$ -0-	8 Substitute payments in lieu of dividends or interest \$	Copy B For Recipient
RECIPIENT'S name Patrick Malloy		9 Payer made direct sales of \$5,000 or more of consumer products to a buyer (recipient) for resale <input type="checkbox"/>	10 Crop insurance proceeds \$	
Street address (including apt. no.) 		11 	12 	
City, state, and ZIP code Macon, GA 		13 Excess golden parachute payments \$	14 Gross proceeds paid to an attorney \$	
Account number (see instructions)		15a Section 409A deferrals \$	15b Section 409A income \$	16 State tax withheld \$
		17 State/Payer's state no.	18 State income \$	

Form 1099-MISC

(keep for your records)

Department of the Treasury - Internal Revenue Service








This corrected form 1099-MISC is submitted to rebut a document known to have been submitted by the party identified above as 'PAYER', which erroneously alleges a payment to the party identified above as 'RECIPIENT' of "gains, profit or income" made in the course of a "trade or business".

Under penalty of perjury, I declare that I have examined this statement and to the best of my knowledge and belief, it is true, correct, and complete.

Patrick Malloy

Date

CORRECTED (if checked)

PAYER'S name, street address, city, state, ZIP code, and telephone no. 		1 Rents \$	OMB No. 1545-0115 2012 Form 1099-MISC	Miscellaneous Income
		2 Royalties \$		
		3 Other income \$	4 Federal income tax withheld \$	
PAYER'S federal identification number 	RECIPIENT'S identification number 	5 Fishing boat proceeds \$	6 Medical and health care payments \$	Copy B For Recipient This is important tax information and is being furnished to the Internal Revenue Service. If you are required to file a return, a negligence penalty or other sanction may be imposed on you if this income is taxable and the IRS determines that it has not been reported.
RECIPIENT'S name Patrick G. Malloy Street address (including apt. no.)  City, state, and ZIP code Macon, GA 		7 Nonemployee compensation \$ -0-	8 Substitute payments in lieu of dividends or interest \$	
		9 Payer made direct sales of \$5,000 or more of consumer products to a buyer (recipient) for resale <input type="checkbox"/>	10 Crop insurance proceeds \$	
Account number (see instructions)		11 	12 	
		13 Excess golden parachute payments \$	14 Gross proceeds paid to an attorney \$	
15a Section 409A deferrals \$	15b Section 409A income \$	16 State tax withheld \$	17 State/Payer's state no.	18 State income \$

Form 1099-MISC

(keep for your records)

Department of the Treasury - Internal Revenue Service

This corrected form 1099-MISC is submitted to rebut a document known to have been submitted by the party identified above as 'PAYER', which erroneously alleges a payment to the party identified above as 'RECIPIENT' of "gains, profit or income" made in the course of a "trade or business".

Under penalty of perjury, I declare that I have examined this statement and to the best of my knowledge and belief, it is true, correct, and complete.

Patrick Malloy

Date