



Illinois Department of Revenue  
**2017 Form IL-1040**

Individual Income Tax Return

or for fiscal year ending \_\_\_/\_\_\_/\_\_\_

Over 80% of taxpayers file electronically. It is easy and you will get your refund faster. Visit [tax.illinois.gov](http://tax.illinois.gov).

**Step 1: Personal Information**

**A** Social Security numbers in the order they appear on your federal return. You must provide the entire Social Security number for you and your spouse. Do not provide a partial Social Security number.

Your Social Security number \_\_\_\_\_

Spouse's Social Security number \_\_\_\_\_

**B** Personal information

David L  
Your first name and initial

Walter  
Your last name

Spouse's first name and initial \_\_\_\_\_

Spouse's last name \_\_\_\_\_

Mailing address (See instructions if foreign address) \_\_\_\_\_

Apartment number \_\_\_\_\_

City \_\_\_\_\_

Illinois

State

ZIP or Postal Code \_\_\_\_\_

Foreign Nation, if not United States (do not abbreviate) \_\_\_\_\_

**C** Filing status (see instructions)

Single or head of household     Married filing jointly     Married filing separately     Widowed

Staple W-2 and 1099 forms here

Step	Line	Description	Amount
Step 2: Income	1	Federal adjusted gross income from your federal Form 1040, Line 37; 1040A, Line 21; or 1040EZ, Line 4	1 <u>83.00</u>
	2	Federally tax-exempt interest and dividend income from your federal Form 1040 or 1040A, Line 8b; or federal Form 1040EZ	2 <u>0.00</u>
	3	Other additions. Attach Schedule M.	3 <u>0.00</u>
	4	<b>Total income.</b> Add Lines 1 through 3.	4 <u>83.00</u>
Step 3: Base Income	5	Social Security benefits and certain retirement plan income received if included in Line 1. Attach Page 1 of federal return.	5 <u>0.00</u>
	6	Illinois Income Tax overpayment included in federal Form 1040, Line 10	6 <u>0.00</u>
	7	Other subtractions. Attach Schedule M. Check if Line 7 includes any amount from Schedule 1299-C. <input type="checkbox"/>	7 <u>0.00</u>
	8	Add Lines 5, 6, and 7. This is the total of your subtractions.	8 <u>0.00</u>
	9	<b>Illinois base income.</b> Subtract Line 8 from Line 4.	9 <u>83.00</u>
Step 4: Exemptions	10 a	Number of exemptions from your federal return <u>1</u> X \$2,175 a <u>2,175.00</u>	
	b	If someone can claim you as a dependent, see instructions. <u>0</u> X \$2,175 b <u>0.00</u>	
	c	Check if 65 or older: <input type="checkbox"/> You + <input type="checkbox"/> Spouse = <u>0</u> X \$1,000 c <u>0.00</u>	
	d	Check if legally blind: <input type="checkbox"/> You + <input type="checkbox"/> Spouse = <u>0</u> X \$1,000 d <u>0.00</u>	
	10	<b>Exemption allowance.</b> Add Lines a through d.	10 <u>2,175.00</u>
Step 5: Net Income	11	<b>Residents: Net income.</b> Subtract Line 10 from Line 9. Skip Line 12.	11 <u>0.00</u>
	12	<b>Nonresidents and part-year residents:</b> Check the box that applies to you during 2017 <input type="checkbox"/> Nonresident <input type="checkbox"/> Part-year resident, and enter the <b>Illinois base income</b> from Schedule NR. Attach Schedule NR.	12 <u>.00</u>
Step 6: Tax	13	<b>Residents:</b> Multiply Line 11 by 4.3549% (.043549). Cannot be less than zero. <b>Nonresidents and part-year residents:</b> Enter the tax from Schedule NR. Check if you completed Schedule SA to calculate your income tax. Attach Schedule SA. <input type="checkbox"/>	13 <u>0.00</u>
	14	Recapture of investment tax credits. Attach Schedule 4255.	14 <u>0.00</u>
	15	<b>Income tax.</b> Add Lines 13 and 14. Cannot be less than zero.	15 <u>0.00</u>
	16	Income tax paid to another state while an Illinois resident. Attach Schedule CR.	16 <u>0.00</u>
Step 7: Tax After Non-refundable Credits	17	Property tax and K-12 education expense credit amount from Schedule ICR. Attach Schedule ICR.	17 <u>0.00</u>
	18	Credit amount from Schedule 1299-C. Attach Schedule 1299-C.	18 <u>0.00</u>
	19	Add Lines 16, 17, and 18. This is the total of your credits. Cannot exceed the tax amount on Line 15.	19 <u>0.00</u>
	20	<b>Tax after nonrefundable credits.</b> Subtract Line 19 from Line 15.	20 <u>0.00</u>


This form is authorized as outlined under the Illinois Income Tax Act. Disclosure of this information is required. Failure to provide information could result in a penalty.





	21	Tax after nonrefundable credits from Page 1, Line 20	21	0.00
<b>Step 8:</b>	22	Household employment tax. See instructions.	22	0.00
<b>Other Taxes</b>	23	Use tax on internet, mail order, or other out-of-state purchases from UT Worksheet or UT Table in the instructions. <b>Do not leave blank.</b>	23	3.00
	24	Compassionate Use of Medical Cannabis Pilot Program Act Surcharge	24	0.00
	25	<b>Total Tax.</b> Add Lines 21, 22, 23, and 24.	25	3.00
<b>Step 9:</b>	26	Illinois Income Tax withheld. <b>Attach</b> all W-2 and 1099 forms.	26	3,003.00
<b>Payments and Refundable Credit</b>	27	Estimated payments from Forms IL-1040-ES and IL-505-I, including any overpayment applied from a prior year return	27	0.00
	28	Pass-through withholding payments. <b>Attach</b> Schedule K-1-P or K-1-T.	28	0.00
	29	Earned Income Credit from Schedule IL-EIC. <b>Attach</b> Schedule IL-EIC.	29	0.00
	30	<b>Total payments and refundable credit.</b> Add Lines 26 through 29.	30	3,003.00
<b>Step 10:</b>	31	If Line 30 is greater than Line 25, subtract Line 25 from Line 30.	31	3,000.00
<b>Total</b>	32	If Line 25 is greater than Line 30, subtract Line 30 from Line 25.	32	.00
<b>Step 11:</b>	<b>Only complete Step 11 for late-payment penalty for underpayment of estimated tax or to make a voluntary charitable donation.</b>			
<b>Underpayment of Estimated Tax Penalty and Donations</b>	33	Late-payment penalty for underpayment of estimated tax	33	0.00
		a Check if at least two-thirds of your federal gross income is from farming.	<input type="checkbox"/>	
		b Check if you or your spouse are 65 or older and permanently living in a nursing home.	<input type="checkbox"/>	
		c Check if your income was not received evenly during the year and you annualized your income on Form IL-2210. <b>Attach</b> Form IL-2210.	<input type="checkbox"/>	
		d Check if you were not required to file an Illinois Individual Income Tax return in the previous tax year.	<input type="checkbox"/>	
	34	Voluntary charitable donations. <b>Attach</b> Schedule G.	34	0.00
	35	<b>Total penalty and donations.</b> Add Lines 33 and 34.	35	0.00
<b>Step 12:</b>	36	If you have an amount on Line 31 and this amount is greater than Line 35, subtract Line 35 from Line 31. This is your <b>overpayment</b> .	36	3,000.00
<b>Refund</b>	37	Amount from Line 36 you want <b>refunded to you</b> . Check <b>one</b> box on Line 38. See instructions.	37	3,000.00
	38	I choose to receive my refund by		
		a <input type="checkbox"/> <b>direct deposit</b> - Complete the information below if you check this box.		
		Routing number	<input type="checkbox"/> Checking or <input type="checkbox"/> Savings	
		Account number		
		b <input type="checkbox"/> <b>Illinois Individual Income Tax refund debit card</b>		
		c <input type="checkbox"/> <b>paper check</b>		
	39	Amount to be <b>credited forward</b> , Subtract Line 37 from Line 36. See instructions.	39	0.00
<b>Step 13:</b>	40	If you have an amount on Line 32, add Lines 32 and 35. - or - If you have an amount on Line 31 and this amount is less than Line 35, subtract Line 31 from Line 35. This is the <b>amount you owe</b> . See instructions.	40	0.00
<b>Amount You Owe</b>				

**Step 14:** If this is a joint return, both you and your spouse must sign below.  
Under penalties of perjury, I state that I have examined this return and, to the best of my knowledge, it is true, correct, and complete.

<b>Sign Here</b>		04/04/2018			
	Your signature	Date (mm/dd/yyyy)	Spouse's signature	Date (mm/dd/yyyy)	Daytime phone number
<b>Paid Preparer Use Only</b>	Print/Type paid preparer's name		Paid preparer's signature		Date (mm/dd/yyyy)
	Firm's name	Firm's FEIN		<input type="checkbox"/> Check if self-employed Paid Preparer's PTIN	
	Firm's address	Firm's phone		( )	
<b>Third Party Designee</b>	Designee's name (please print)		Designee's phone number		<input type="checkbox"/> Check if the Department may discuss this return with the third party designee shown in this step.

 If no payment enclosed, mail to:  
ILLINOIS DEPARTMENT OF REVENUE  
SPRINGFIELD IL 62719-0001

 If payment enclosed, mail to:  
ILLINOIS DEPARTMENT OF REVENUE  
SPRINGFIELD IL 62726-0001





# IL-4852 Substitute for Unobtainable Form W-2

Attach this form to your Form IL-1040

## Step 1: Read this information first

### Who should file Form IL-4852?

You should file Form IL-4852, Substitute for Unobtainable Form W-2, if you did not receive or were not able to obtain a Form W-2, Wage and Tax Statement, from your employer showing that Illinois Income Tax was withheld from your wages. However, you should **not** use this form to correct the information on your Form W-2. You must contact your employer for a corrected Form W-2.

**Note** You should **only** file Form IL-4852 after you have given your employer sufficient time to mail your Form W-2 and after you have exhausted all efforts to obtain one.

You **must** complete a separate Form IL-4852, filling in the information in all steps, for each Form W-2 not received.

### What must I attach to Form IL-4852?

You must attach proof of wages and withholding, such as copies of check stubs or a letter from your employer, on company letterhead. Your check stubs or letter should include the following information:

- your name,
- your Social Security number,
- tax year,
- amount of Illinois Income Tax withheld, and
- total wages.

We will accept a copy of your **properly completed** federal Form 4852, along with any required attachments, as proof of your Illinois Income Tax withheld from your wages.

## Step 2: Provide the following information

1 Name David L. Walter 3 Address \_\_\_\_\_  
Social Security number Street address  
 \_\_\_\_\_ IL \_\_\_\_\_  
City State ZIP

## Step 3: Identify your employer

4 Name of employer \_\_\_\_\_ 6 FEIN (if known) \_\_\_\_\_  
Street address Federal employer identification number  
 \_\_\_\_\_ 7 Owner or contact person \_\_\_\_\_  
City IL State ZIP 8 Phone number \_\_\_\_\_

## Step 4: Complete the following

9 Enter the tax year for which you are filing this form. 9 2017

10 Enter the total amount of gross wages that your employer paid you. 10 \_\_\_\_\_ 0.00

11 Enter the total amount of Illinois Income Tax that your employer withheld from your wages. Include this amount on the Illinois Income Tax withheld line of your Form IL-1040. 11 3,003.00

12 How did you determine the total amount of gross wages and the total amount of Illinois Income Tax withheld?  
 Numbers were obtained from US-1040. Did not receive wages as defined in USC 3401(a) and 3121(a). Tax was obtained from a W-2 that was sent to me.

13 State the reason your employer did not give you your Form W-2.  
 None

14 Explain your efforts to obtain your Form W-2.  
 None

## Step 5: Sign below

Under penalties of perjury, I state that I have examined this form and any attachments and, to the best of my knowledge, they are true, correct, and complete.

\_\_\_\_\_  
 Your signature Date 04/04/2018 Daytime phone number \_\_\_\_\_

